


RUB RAIL FIXING INSTRUCTIONS



Yeoman Shield products should be installed in accordance with the following manufacturers recommended instructions.

Rub Rail on continuous PVCu core, complete with rubber accessories.

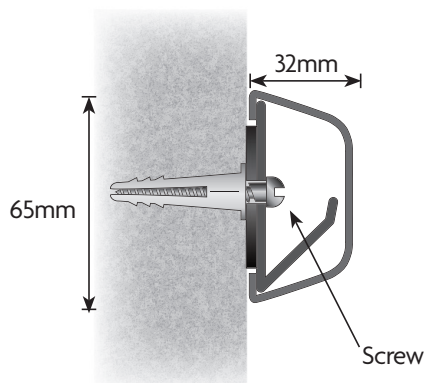
Mark the pre-determined height of the rail on the surface to be protected using a laser level.

Screw all stop ends and external corners, standard or special, into position, internal corners are formed by either fitting 2 No. stop ends 50mm back from the internal corner of the wall or by mitring both the continuous core and PVCu cover.

Measure between the fixed accessories and cut the continuous core to length using a fine tooth Tenon saw or electrical drop saw with a fine tooth blade, ensuring that all ends are cut square. Pre-drill at a maximum 300mm centres and secure to the substrate using the appropriate fixing as suggested in the table below.

Once the continuous core has been fixed measure the PVCu cover allowing for the accessories, cut to length using the same method as used for cutting the core and clip into position: Hang the top lip over the core and snap fit the lower section into place by applying gentle pressure.


A solid core can be supplied for heavy duty areas, please refer to our Sales Office.



Wall Structure	Screw	Plug
Plasterboard	Appropriate length 5mm machine screw	5mm Rubber Rawlnut
Brickwork, Breeze Blockwork, Concrete	Appropriate length No. 10 woodscrew	No. 10 Plastic plug
Lightweight Blockwork e.g. Thermalite, Siporex	Appropriate length No. 10 woodscrew	Fischer S8 Plastic plug
Steel	Self-tapper	-

N.B. Details on Expansion and Contraction, Glazed Areas, Cleaning, etc., are shown on the reverse of this document.

GENERAL INFORMATION



Yeoman Shield products are manufactured using Vinylac, a specially formulated PVCu material that is resistant to impact and abrasion, which is exclusive to Harrison Thompson & Co. Ltd.

Fire Test Information PVCu Protection Products

Fire tested in accordance with and achieved the following:

BS 476: Part 7: 1997 - The Surface Spread of Flame of Products - **Class 1Y (Class 1 is the best classification in this test)**.

BS 476: Part 6: 1989 + A1: 2009 - Fire Propagation for Products - **Class O** - As defined in the latest Building Regulations, Approved Document B (Fire Safety).

BS EN 13823: 2010 + A1: 2014.

BS EN ISO 11925 - 2: 2010.

EN 13501 - 1: 2007 + A1: 2009.

Door Edge Protectors - ® Patented Product

Fire tested in accordance with and achieved the following:

BS 476: Part 22: 1987 - For ½ hour or 1 hour fire integrity on full door assemblies.

BS 476: Part 31.1: 1983 - To meet requirements of **BS 5588**.

PVCu Clad Glazing Bead

Fire tested in accordance with and achieved the following:

BS EN 1634 - 1: 2008 - For ½ hour or 1 hour fire doors.

BS 476: Part 22: 1987 - For ½ hour or 1 hour fire integrity on full door assemblies.

All testing has been carried out at Exova Warrington or Exova Chiltern Test Houses and the full fire test reports are available on request.

Surfaces & Cleaning

Yeoman Shield products are inherently hygienic if they are properly cleaned and maintained on a regular basis.

Our PVCu materials are 'rigid' and they do not support the growth of bacteria or mould. When cleaning, we recommend using a solvent cleaner or products such as Dettol, Johnsons Clear, etc.

Stubborn marks may need an industrial strength solvent cleaner to remove them, such as TRADESOLVE 1 (UN 1294). **N.B.** This type of cleaner should be used strictly in accordance with the manufacturers recommendations.

Smooth surfaces are more likely to show all marks, scuffs and scratches. The textured surfaces of **Yeoman Shield** products helps to hide the everyday knocks, bumps, scrapes and marks caused by vehicular traffic.

Maintenance

None required other than normal cleaning in accordance with details shown above.

Chemical Resistance

Vinylac is unaffected by commercial solvents and cleaners.

DDA (Disability Discrimination Act)

Yeoman Shield products do not contravene the **DDA** requirements, and meet the principals of **HTM69**. (Further details available if required).

Installation

Manufacturers recommended fixing instructions are shown overleaf. However, if additional information or clarification of any points is required then please contact our Sales Office **0113 279 5854**.

We are **CHAS (Contractor, Health & Safety Assessment Scheme)**, accredited contractors.

All our operatives hold relevant **CSCS** cards with Site Foremen having the **SSSTS** Certificates.

Expansion & Contraction

Yeoman Shield products will expand and contract according to temperature fluctuations:

Generally, PVCu materials expand or contract 0.07mm/m for every 1°Celsius rise or fall.

Please ensure that our materials are acclimatised to the environment into which they are being installed, they should be stored at normal working temperature for at least **24 hours** prior to fitting. We recommend the optimum temperature being **23°**, which is in line with the temperature during manufacture and this should limit the amount of expansion and contraction.

It is not advisable to take materials that have been stored in a cold environment, i.e. an unheated site, cold storage container/van, etc. and install these without allowing them to acclimatise, **as this may lead to unnecessary movement of material in the future.**

N.B. Greater movement may occur in glazed corridors. In extreme cases of temperature variation it may be necessary to use an alternative fixing method, please speak to our Sales Office for advice.

Colour Fastness

All Vinylac products are UV stabilised, therefore reducing the fading effect when exposed to direct sunlight. It should be recognised, however, that excessive expansion will occur in these conditions.

Further information regarding this and other colour issues can be found in our brochure or colour card, both of which are available from our Sales Office, or on our website.

Impact/Abrasion

Vinylac results: Abrasion **BS2782; Part 3:1990**
Scratch ASTM D3363 - 74.

Bonding

Although **Yeoman Shield** supplied adhesives will perform in difficult environmental conditions they will activate more readily if applied at normal room temperature.

The bond strength will then continue to increase after the initial application.

Warranty

Yeoman Shield products are guaranteed free from defects. If they are installed correctly and in accordance with the manufacturers recommendations, they will protect surfaces from damage for many years.

Environmental

Yeoman Shield operates an Environmental policy and ensures the recycling of all materials and packaging wherever possible, a copy of our policy can be requested from our Sales Office.

All our materials/products are sourced and manufactured in the United Kingdom and can therefore contribute to achieving the requirement of the **BREEAM 2011 Technical Construction Manual** for building sustainability and life cycle, **as well as reducing our carbon footprint.**

Health & Safety

Full **COSHH (Control of Substances Hazardous to Health)** details on all **Yeoman Shield** products are available from our Sales Office.

In accordance with **REACH** Regulations, our products do not contain any chemicals that are on the **SVHC (Substances of Very High Concern)** list dated June 2012.

Technical Support & Advice

Data sheets on the various **Yeoman Shield** materials are available from our Sales Office.

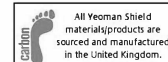
Timber Products

All wood incorporated in **Yeoman Shield** products is purchased from an **FSC supplier**.

MAKING BUSINESS A PLEASURE

Harrison Thompson & Co Ltd. Yeoman House, Whitehall Estate, Whitehall Road, Leeds, LS12 5JB.

Tel: 0113 279 5854 Fax: 0113 231 0406 Email: info@yeomanshield.com Website: www.yeomanshield.com



Registered Office as above. Registered in England No. 2669275 VAT Reg No. GB 169 3105 61

Directors: S.L.Russell, G.C.Brumwell, P.Christopher, A.C.Brumwell, R.Good. FI Mar 17