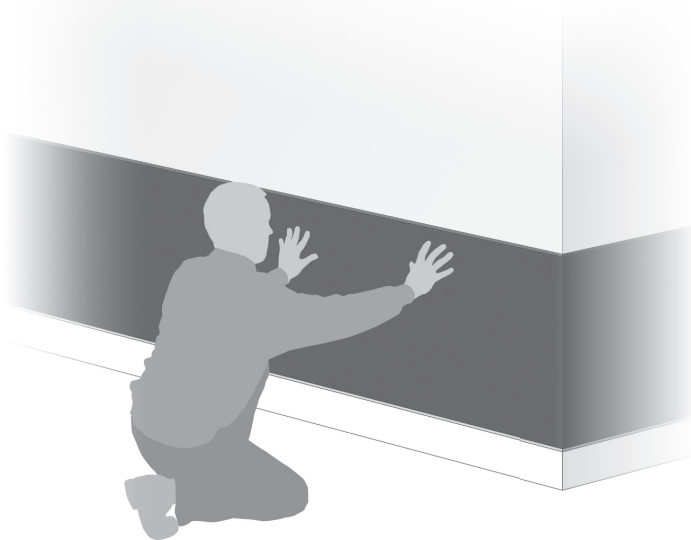
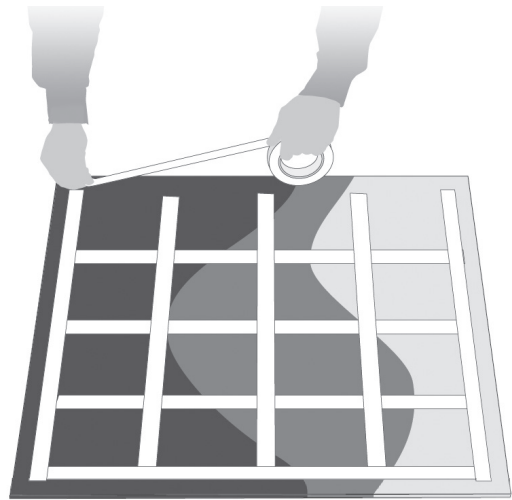



WALL PROTECTION PANELS & IMAGERY FIXING INSTRUCTIONS



Yeoman Shield products should be installed in accordance with the following manufacturers recommended instructions.



N.B. Details on Expansion and Contraction, Glazed Areas, Cleaning, etc., are shown on the reverse of this document.

Materials can be supplied in either full sheet, 2500 x 1250mm, or cut to size, either taped or with the tape supplied loose.

It is usual for these materials to be supplied with either the top edge routed or on all four edges routed to give a neat finish between the edge of the panels and the wall surface, and to ensure that there are no ledges.

Ensure that the wall surfaces to be protected are primed, clean, free of dust and grease, dry and flat.



When fitting Wall Protection Panels and Imagery Panels we recommend using **Yeoman Shield 1mm** double sided adhesive tape. Alternative tapes of differing thickness are also available and can be used depending on the finish of the surface that you are bonding to, please refer to our Sales Office for further advice.

Any cut outs in the material for switches, sockets, pipes etc. should be carried out prior to applying the double sided tape.

If the panels are supplied with the tape separate, it should be applied approximately 3mm from the outside edge of the panel, and around any cut outs, and then at maximum 300mm centres.

Peel off the backing paper from the tape, place the panel into position and apply even pressure to ensure full contact with the wall surface.

Leave a maximum 10mm expansion gap at joints and, if required, fill with clear mastic. Fix the 30mm Joint Strip to one side of the joint only using double sided adhesive tape, overlapping the gap to cover any expansion or contraction.





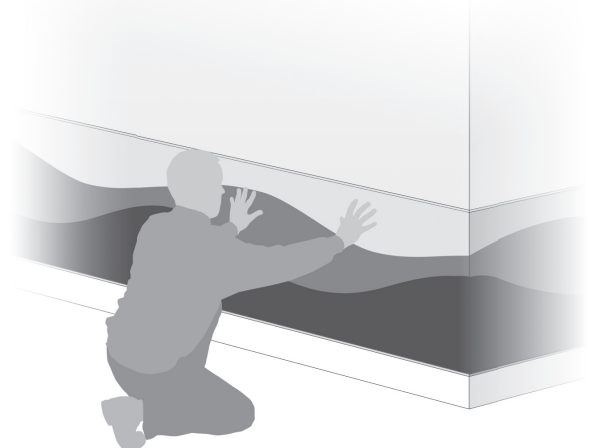

If the wall surface is unsuitable for fixing with double sided adhesive tape, we recommend using **Yeoman Shield 2000** Polymer adhesive. A run of double sided adhesive tape should be applied to the top edge of the panels to hold it in position while the mastic cures.

Mastic should be applied in a 6mm bead, either horizontally or vertically, never both, at maximum 125mm centres.

If a mechanical fixing is required, screws and plugs may be used but slightly oversize holes must be drilled in the panels to allow for expansion and contraction.

PVCu materials are subject to expansion and contraction due to temperature changes and our materials should be allowed to acclimatise to the environment into which they are being installed prior to fitting. Please see over for further information.

Imagery is a bespoke range and expansion and contraction will take effect on each individual part of the design. Our sales staff are on hand to advise further on this matter, 0113 279 5854.



GENERAL INFORMATION



Yeoman Shield products are manufactured using Vinylac, a specially formulated PVCu material that is resistant to impact and abrasion, which is exclusive to Harrison Thompson & Co. Ltd.

Fire Test Information - PVCu Protection Products

Fire tested in accordance with BS 476: Part 7: 1997 - Surface Spread of Flame - Class 1Y (**Class 1 is the best classification in this test**)

Fire tested in accordance with BS 476: Part 6: 1989 - Fire Propagation. Class O - As defined in the latest Building Regulations, Approved Document B (Fire Safety).

Fire Test Information - Door Edge Protectors - Patented Product

Fire tested in accordance with BS 476: Part 22: 1997, for ½ hour or 1 hour fire integrity on full door assemblies.

Smoke tested in accordance with BS 476: Part 31.1: 1983 to meet the requirements of BS 5588.

Fire Test Information - PVCu Clad Glazing Bead

Fire tested in accordance with BS EN 1634-1:2008 for both 30 & 60 minute fire doors.

Fire tested in accordance with BS 476: Part 22: 1997, for ½ hour and 1 hour fire integrity on full door assemblies.

Full fire test reports are available on request.

Surfaces & Cleaning

Yeoman Shield products are inherently hygienic if they are properly cleaned and maintained on a regular basis.

Our PVCu materials are 'rigid' and do not support the growth of bacteria or mould. When cleaning, we recommend using a solvent cleaner or products such as Dettol, Johnsons Clear, etc.

Stubborn marks may need an industrial strength solvent cleaner to remove them, such as TRADESOLVE 1 (UN 1294). **N.B.** This type of cleaner should be used strictly in accordance with the manufacturers recommendations.

Smooth surfaces are more likely to show all marks, scuffs and scratches. The textured surfaces of **Yeoman Shield** products helps to hide the everyday knocks, bumps, scrapes and marks caused by vehicular traffic.

Maintenance

None required other than normal cleaning in accordance with details shown above.

DDA (Disability Discrimination Act)

Yeoman Shield products do not contravene the DDA requirements, and meet the principals of HTM69. (Further details available if required).

Installation

Manufacturers recommended fixing instructions are shown overleaf. However, if additional information or clarification of any points is required then please contact our Sales Office **0113 279 5854**.

Our Supply & Fix service is available nationwide on all of our products. We are **CHAS (Contractors, Health & Safety Assessment Scheme)** Accredited Contractors and all our directly employed fixing operatives are **CSCS (Construction Skills Certificate Scheme) Platinum Standard**.

Colour Fastness

All Vinylac products are UV stabilised, therefore reducing the fading effect when exposed to direct sunlight. It should be recognised, however, that excessive expansion will occur in these conditions.

Further information regarding this and other colour issues can be found in our brochure or on our colour card, both of which are available from our Sales Office.

Expansion & Contraction

Yeoman Shield products **will** expand and contract according to temperature fluctuations:

Generally, PVCu materials expand or contract 0.07mm/m for every 1°Celsius rise or fall.

Please ensure that our materials are acclimatised to the environment into which they are being installed, they should be stored at normal working temperature for at least 24 hours prior to fitting. We recommend the optimum temperature being 23°, which is in line with the temperature during manufacture and this should limit the amount of expansion and contraction.

It is not advisable to take materials that have been stored in a cold environment, i.e. an unheated site, cold storage container/van, etc. and install these without allowing them to acclimatise. **This will only lead to future problems.**

N.B. Greater movement may occur in glazed corridors. In extreme cases of temperature variation it may be necessary to use an alternative fixing method, please speak to our Sales Office for advice.

Impact/Abrasion

Abrasion BS2782; Part 3:1990 Scratch ASTM D3363 - 74.

Bonding

Although **Yeoman Shield** supplied adhesives will perform in difficult environmental conditions they will activate more readily if applied at normal room temperature.

The bond strength will then continue to increase after the initial application.

Warranty

Yeoman Shield products are guaranteed free from defects. If they are installed correctly and in accordance with the manufacturers recommendations, they will protect surfaces from damage for many years.

Environmental

Yeoman Shield operates an Environmental policy and ensures the recycling of all materials and packaging wherever possible, a copy of our policy can be requested from our Sales Office.

All our materials/products are sourced and manufactured in the United Kingdom and can therefore contribute to achieving the requirement of the BREEAM 2011 Technical Construction Manual for building sustainability and life cycle.

Health & Safety

Full COSHH (Control of Substances Hazardous to Health) details on all **Yeoman Shield** products are available from our Sales Office.

In accordance with REACH Regulations, our products do not contain any chemicals that are on the SVHC (Substances of Very High Concern) list dated June 2012.

Data Sheets

Data sheets on the various **Yeoman Shield** materials are available from our Sales Office.

Timber Products

Wood incorporated in **Yeoman Shield** Premier Rails is purchased from an FSC supplier.

MAKING BUSINESS A PLEASURE

Harrison Thompson & Co Ltd. Yeoman House, Whitehall Estate, Whitehall Road, Leeds, LS12 5JB.

Tel: 0113 279 5854 Fax: 0113 231 0406 Email: info@yeomanshield.com Website: www.yeomanshield.com



as recognised by SAFETY SCHEMES IN PROCUREMENT



Registered Office as above. Registered in England No. 2669275 VAT Reg No. GB 169 3105 61

Directors: P.C.Brumwell (Chairman), S.L.Russell, G.C.Brumwell, P.Christopher, A.C.Brumwell, R.Good.

FI MAR 2016